

A NEW ERA of Breast and Thorax patient positioning has arrived.

SaBella FLEX™

Dual Axis Precision Positioning System for Breast & Thorax

with SafeLock™

- Supine Breast
- Head & Neck
- Pelvis
- Wing Board
- SBRT with Compression Belts

Traditional, single axis breast boards have many limitations and are very labor intensive for therapists in terms of preparation. These devices utilize dated design and manufacturing techniques resulting in limited patient setup options.

Helping lighten the load of daily patient setup, the SaBella Flex™ is 50% lighter than conventional supine breast boards available weighing just 12.6lbs.

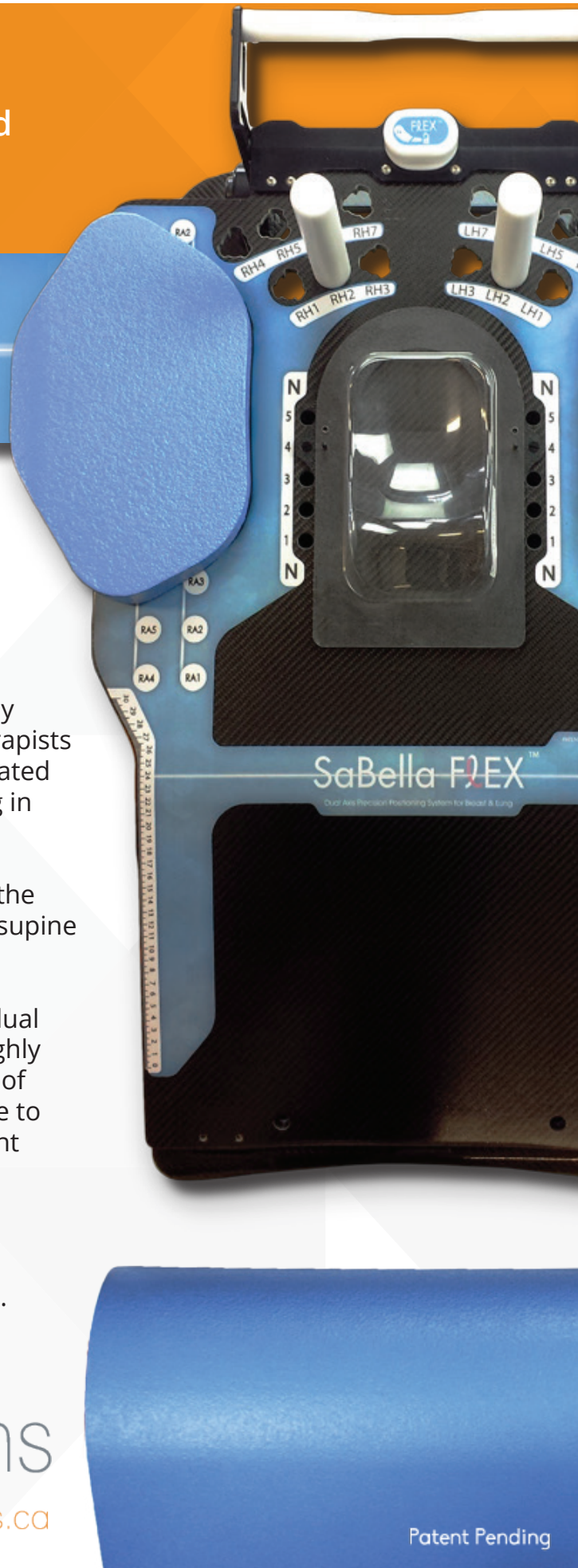
The Sabella Flex™ is customizable to an individual patient in ways never before possible and is highly radio-translucent. This offers a new dimension of patient set-up combinations to perfectly adhere to each patient's unique body shape and treatment profile.

The lightweight Sabella Flex™ easily sets up, in seconds while maintaining absolute stability that is not affected by even the largest patients.

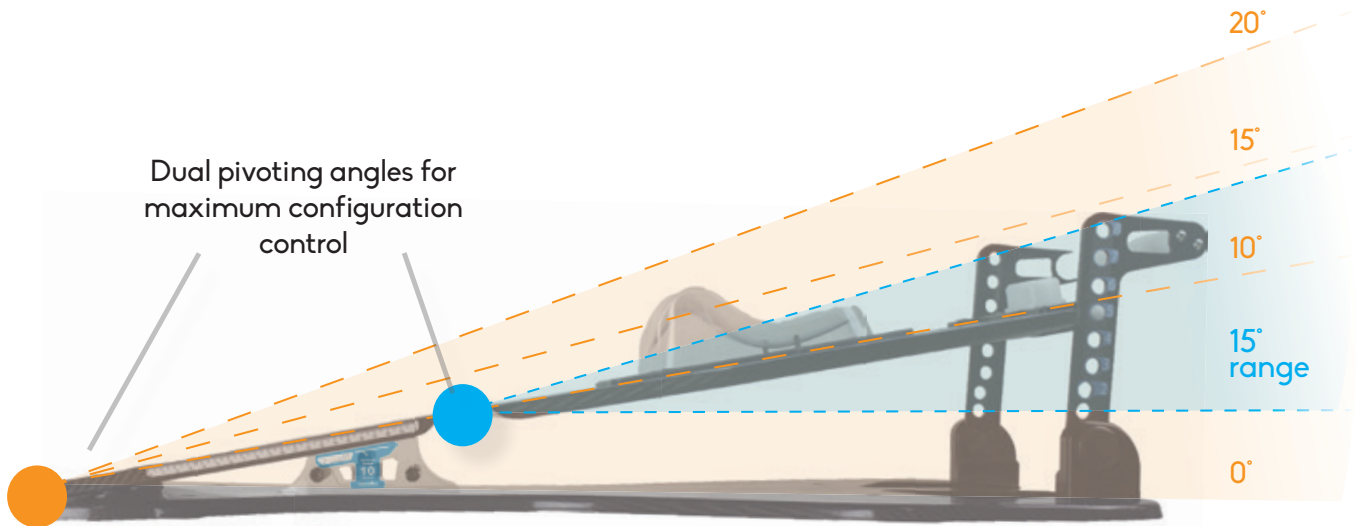


CDR Systems

www.cdrsys.ca



Patent Pending



The lightweight carbon fiber SaBella Flex™ can quickly and securely be adjusted and indexed to maximize treatment requirements and patient comfort. All Adjustments can be made to the system with the patient in situ saving time while maximizing patient comfort.

Clinical Benefits

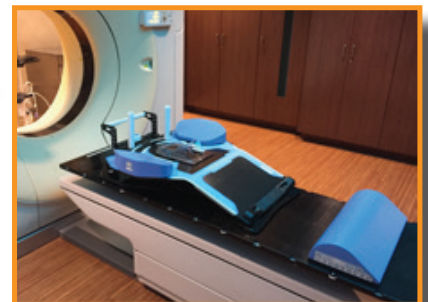
- Dual Flex™ adjustability allowing a wider range of patient positioning than conventional breast and Thorax boards.
- Elevation angles of 0°, 10°, 15° and 20°.
- Secondary Flex system provides an indexable and comfortable method to optimize a patient's chin and cranial position independantly of chest slope position.
- Both the SafeLock™ Wedge & Upper Indexing system provide unmatched stability eliminating potential injuries to patients and therapists.
- Lightweight with carry handles for ease of moving.
- VacuumLock™ cushion compatible for chest and thorax areas.
- Available wall mount for ergonomic and easy storage.

Patient Benefits

- Comfortable indexable arm, neck and head modules.
- Comfortable foam modules for arms and butt stop.
- Adjustments can be made quickly minimizing patient set-up & treatment time.
- COPD patient compatible.
- Secure, sturdy feel without any flex regardless of patient size.

SaBella Flex™ Technical Specifications

MATERIALS	Ultra low density carbon fiber
WEIGHT	5.7 kg / 12.6 lbs
PATIENT WEIGHT LIMIT	182 kg / 400 lbs
DIMENSIONS	90cm X 66cm X 16cm (flat position)
MR SAFE	Available (contact sales representative)





When combined with the optional Head & Neck Positioning Module, the SaBella Flex™ offers a complete solution for COPD patients. For ultimate comfort and accuracy the Freedom Intuition™ system can also be combined with the SaBella Flex™.

Optional indexable donut-style head support, available in large and small sizes

Upper indexing SafeLock™ system allowing single handed operation with 8 index positions

Interchangeable arm/shoulder bolsters, allowing adjustable height and width for optimum patient comfort and positioning

Prominent millimeter scale on top and side surface ensures patient positioning is fast and simple

High stability SafeLock™ angle range 0° - 28° ensures ultimate safety of patient and therapist

Secondary flex position provides new patient set-up options before possible

Optional breast Support LT-Thermoplastic™ Module available

Optional Vacuum Lock™ cushion indexing module (lower section shown)

Dual purpose patient stop and leg rest indexable in 9 positions to fit most patients. Combined stop and knee support also available